

Rivulis S2000 Micro Sprinkler



Product Features

Anti-insect device
Standard or Flow Regulated models

Applications

Orchards

Product Options

Flow Rates:
S2000: 8, 10, 14, 16, 20, 26, 33 gph
S2000 Flow Regulated: 6, 8, 11, 14, 19, 25 gph

Optional: detachable built-in range limiter on the spinner provides a restricted wetting diameter of 3-7 ft.

Operating Guidelines

Operating pressure range: 22-50 psi

The Rivulis S2000 Micro Sprinklers are the ideal choice for a wide range of applications including irrigation, cooling, and frost protection for orchards. Built to last, the Rivulis S2000 Micro Sprinkler line incorporates a strong bridge, built-in anti-insect device, and a wear resistant nozzle bearing design. The S2000 Micro Sprinkler delivers a uniform spray pattern at a low angle, avoiding low hanging branches. The sprinklers can be configured with add-on features such as a break away range limiter on the spinner, for a smaller wetting diameter around young trees or a trunk protector to keep the spray away from the tree trunks. The sprinklers can be installed on the ground with a plastic stake or hung from a wire using the built in hook.

The Rivulis S2000 Flow Regulated Micro Sprinkler has the added feature of flow regulation, extending the use of the sprinklers to applications with sloping fields and long lateral runs.



Rivulis S2000 Micro Sprinkler

Rivulis S2000 Micro Sprinkler Features



Standard Components

- 1 Hook
- 2 Bridge
- 3 Spinner
- 4 Nozzle


Flow Regulated Components

- 5 Flow regulation chamber
- 6 Membrane



Built-in Anti-Insect Device

The Rivulis S2000 Micro Sprinkler design includes a built-in anti-insect protection feature. Once the flow stops, the spinner falls to cover and protect the spinner and nozzle outlets.



Rivulis S2000 Micro Sprinkler Options

Range Limiter



The Rivulis S2000 Micro Sprinkler can be ordered with a Range Limiter Spinner. Once the tree is mature enough, the Range Limiter tab can be removed and the spray pattern enlarges to its standard diameter.



Trunk Protector



One or two Trunk Protectors can be added to any of the S2000 Micro Sprinklers. The Trunk Protector diverts the spray pattern away from the tree trunk, keeping it dry.




Rivulis S2000 Micro Sprinkler

Rivulis S2000 Micro Sprinkler Installation Options



Stake Installation

Includes a standard stake assembly, a Hammer stake, 4x7 tubing, and a 4x7 barbed connector. The Rivulis S2000 head is attached to the 3/8" threads of the stake.



Hanging Installation

A hanging assembly includes a M44 adapter, 4x7 tubing, and a 4x7 barbed connector. The Rivulis S2000 Sprinkler is threaded into the M44 adaptor.

Rivulis S2000 Micro Sprinkler

Product Information

Nominal Flow Rate	Nozzle Color	Nozzle Size	Spinner Color
(gph)		(inch)	
8	Light Blue	0.030	Black
10	Black	0.033	Black
14	Blue	0.039	Black
16	Dark blue	0.043	Black
20	Green	0.047	Black
26	Red	0.055	Black
33	White	0.063	Black

Operating Guidelines

Pressure Range	Recommended Filtration	
(psi)	(microns)	(mesh)
20-35	130	120
20-35	130	120
20-35	200	80
20-35	200	80
20-35	250	60
20-35	250	60
20-35	250	60

Operating Data

Effective Wetting Diameters* (@30 psi)		Flow Rate vs. Pressure Data			
	w/Limiter	20 psi	25 psi	30 psi	35 psi
(ft.)	(ft.)	(gph)	(gph)	(gph)	(gph)
21	3	6.4	7.2	8.0	8.5
20	3	8.3	9.2	10.1	10.9
21	5	11.1	12.5	13.7	14.8
23	5	13.3	14.9	16.3	17.6
26	5	16.4	18.4	20.2	21.8
30	5	21.1	23.6	25.9	28.1
33	6	27.2	30.4	33.4	36.1

Rivulis S2000 Flow Regulated Micro Sprinkler

Product Information

Nominal Flow Rate	Nozzle Color	Nozzle Size	Spinner Color
(gph)		(inch)	
7	Black	0.030	Gray
9	Blue	0.039	Gray
11	Dark Blue	0.043	Gray
15	Green	0.047	Gray
19	Red	0.055	Gray
26	White	0.063	Gray

Operating Guidelines

Pressure Range	Recommended Filtration	
(psi)	(microns)	(mesh)
20-50	130	120
20-50	130	120
20-50	200	80
20-50	200	80
20-50	250	60
25-50	250	60

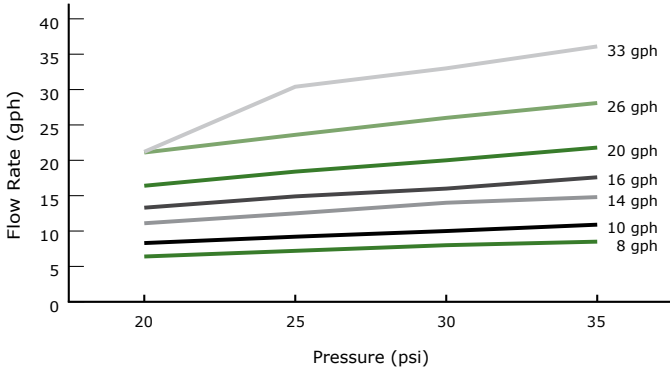
Operating Data

Effective Wetting Diameters* (@30 psi)		Flow Rate vs. Pressure Data			
	w/Limiter	20 psi	25 psi	30 psi	35 psi
(ft.)	(ft.)	(gph)	(gph)	(gph)	(gph)
16	3	6.5	6.8	6.6	6.1
16	3	8.3	8.6	8.5	8.2
18	4	10.7	10.6	10.5	10.7
21	4	13.7	14.6	14.8	14.0
23	5	17.5	18.7	19.2	18.9
23	5	23.5	25.0	25.9	24.6

*At 30 psi and sprinkler height of 12" above the ground

Rivulis S2000 Micro Sprinkler

Flow Rate vs. Pressure



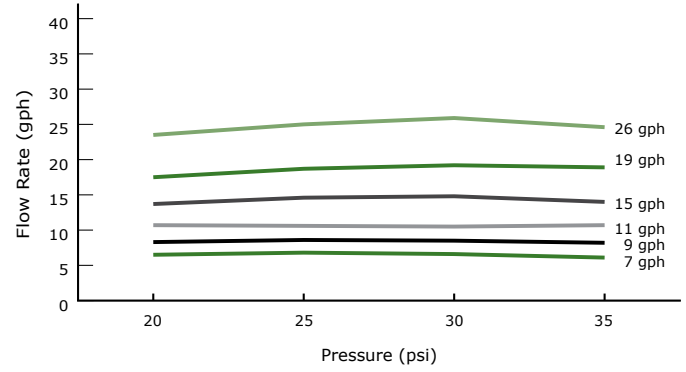
Maximum Number of Sprinklers*

Nominal Flow Rate (gph)	Nozzle Color	Sprinkler Spacing (ft)	Internal Pipe Diameter (inch)				
			0.6	0.62	0.72	0.83	1.05
8	Light Blue	10	28	30	39	50	76
		12.5	26	27	36	46	70
		15	24	26	33	43	65
		17.5	23	24	32	41	61
		20	22	23	30	39	58
10	Black	10	24	25	33	43	64
		12.5	22	23	30	39	59
		15	20	22	28	37	55
		17.5	19	20	27	35	52
		20	18	19	25	33	50
14	Blue	10	19	20	27	34	52
		12.5	18	19	25	32	48
		15	16	17	23	30	45
		17.5	15	16	22	28	42
		20	15	16	21	27	40
16	Dark Blue	10	17	18	24	31	46
		12.5	16	17	22	28	43
		15	15	16	20	26	40
		17.5	14	15	19	25	38
		20	13	14	18	24	36
20	Green	10	15	16	21	27	40
		12.5	14	14	19	25	37
		15	13	13	18	23	35
		17.5	12	13	17	22	33
		20	11	12	16	21	31
26	Red	10	12	13	17	23	34
		12.5	11	12	16	21	32
		15	11	11	15	19	29
		17.5	10	11	14	18	28
		20	9	10	13	17	26
33	White	10	10	11	15	19	29
		12.5	10	10	13	18	27
		15	9	9	13	16	25

*0% slope, 10% flow rate variation, 30 psi

Rivulis S2000 Flow Regulated Micro Sprinkler

Flow Rate vs. Pressure



Maximum Number of Sprinklers**

Nominal Flow Rate (gph)	Nozzle Color	Sprinkler Spacing (ft)	Internal Pipe Diameter (inch)				
			0.6	0.62	0.72	0.83	1.05
7	Black	10	35	37	48	62	93
		12.5	32	34	44	57	85
		15	30	32	41	53	80
		17.5	28	30	39	50	76
		20	27	28	37	48	72
9	Blue	10	29	31	41	52	79
		12.5	27	29	37	48	72
		15	25	27	35	45	68
		17.5	24	25	33	42	64
		20	23	24	31	40	61
11	Dark Blue	10	24	26	34	44	66
		12.5	22	24	31	40	61
		15	21	22	29	37	57
		17.5	20	21	27	35	53
		20	19	20	26	34	51
15	Green	10	21	22	29	37	56
		12.5	19	20	26	34	51
		15	18	19	25	32	48
		17.5	17	18	23	30	45
		20	16	17	22	28	43
19	Red	10	16	17	23	30	45
		12.5	15	16	21	27	41
		15	14	15	20	25	39
		17.5	13	14	19	24	36
		20	13	13	18	23	35
26	White	10	14	15	19	25	38
		12.5	13	14	18	23	35
		15	12	13	17	22	33
		17.5	11	12	16	20	31
		20	11	11	15	19	29

**0% slope, 30 psi



Rivulis.com

This literature has been compiled for worldwide circulation and the descriptions, photos, and information are for general purpose use only. Please consult with an irrigation specialist and technical specifications for proper use of products. Because some products are not available in all regions, please contact your local dealer for details. Rivulis reserves the right to change specifications and the design of all products without notice.

RIV_DS_S2000_R4_EN_W17_0365